

Change Research - CNBC "State of Play" Poll Battleground Likely Voters August 7-9, 2020		Respondents
Sample Size (Weighted)	±1.89%	2701
Total Biden v. Trump Ballot	Joe Biden, the Democrat	48
	Donald Trump, the Republican	44
	Jo Jorgensen, the Libertarian	3
	Howie Hawkins, the Green Party	1
	Not sure	3
	Would not vote	0
[AZ] Total Senate Ballot	Mark Kelly, the Democrat	49
	Martha McSally, the Republican	43
	Not sure	6
	Would not vote	2
[MI] Total Senate Ballot	Gary Peters, the Democrat	48
	John James, the Republican	45
	Not sure	5
	Would not vote	2
[NC] Total Senate Ballot	Cal Cunningham, the Democrat	48
	Thom Tillis, the Republican	43
	Not sure	8
	Would not vote	2
Do you plan to vote in the November election for President and other state and local offices?	Yes, definitely	96
	Yes, probably	3
	Maybe (50-50)	2
	No, probably not	0
	No, definitely not	0
How favorable are your feelings about each of the following people and organizations?		
	Donald Trump	
	Very favorable	35
	Somewhat favorable	8
	Neutral	3
	Somewhat unfavorable	3
	Very unfavorable	50
	Never heard of them	1

Change Research - CNBC "State of Play" Poll Battleground Likely Voters August 7-9, 2020		Respondents
	Total Favorable	43
	Total Unfavorable	53
	Net Favorable	-9
Joe Biden	Very favorable	27
	Somewhat favorable	16
	Neutral	7
	Somewhat unfavorable	5
	Very unfavorable	44
	Never heard of them	1
	Total Favorable	42
	Total Unfavorable	49
	Net Favorable	-7
Pharmaceutical drug companies	Very favorable	4
	Somewhat favorable	9
	Neutral	22
	Somewhat unfavorable	29
	Very unfavorable	36
	Never heard of them	1
	Total Favorable	13
	Total Unfavorable	65
	Net Favorable	-52
Your local police department	Very favorable	49
	Somewhat favorable	21
	Neutral	17
	Somewhat unfavorable	8
	Very unfavorable	4
	Never heard of them	0
	Total Favorable	71
	Total Unfavorable	12
	Net Favorable	58
Tik Tok	Very favorable	8
	Somewhat favorable	7
	Neutral	35
	Somewhat unfavorable	11

Change Research - CNBC "State of Play" Poll Battleground Likely Voters August 7-9, 2020		Respondents
	Very unfavorable	30
	Never heard of them	9
	Total Favorable	15
	Total Unfavorable	41
	Net Favorable	-26
In general, how would you rate the job that Donald Trump is doing as President?	Strongly approve	37
	Somewhat approve	9
	Somewhat disapprove	5
	Strongly disapprove	49
	Total approve	46
	Total disapprove	54
Which THREE of the following are the most important issues facing the country:	The economy, jobs and cost of living	51
	COVID-19	46
	Health care and drug costs	34
	Racism and discrimination	29
	National security	19
	Medicare and Social Security	19
	Climate change and the environment	17
	Education	17
	Immigration	16
	Crime	16
	Taxes	10
	Guns	9
	The budget	9
	Infrastructure	8
How would you rate the current state of:		
The U.S. economy	Excellent	4
	Good	30
	Not so good	40
	Poor	26
	Excellent/Good	34
	Poor/Not so good	66


Change Research - CNBC "State of Play" Poll
 Battleground Likely Voters
 August 7-9, 2020




Respondents

Your personal finances	Excellent	11
	Good	57
	Not so good	24
	Poor	8
	Excellent/Good	68
	Poor/Not so good	32
The stock market	Excellent	12
	Good	47
	Not so good	32
	Poor	8
	Excellent/Good	60
	Poor/Not so good	40
Your savings	Excellent	11
	Good	46
	Not so good	29
	Poor	14
	Excellent/Good	57
	Poor/Not so good	43
The U.S. job market	Excellent	5
	Good	31
	Not so good	39
	Poor	25
	Excellent/Good	36
	Poor/Not so good	64
Your own job security	Excellent	24
	Good	48
	Not so good	18
	Poor	10
	Excellent/Good	72
	Poor/Not so good	28
Your health care costs	Excellent	6

Change Research - CNBC "State of Play" Poll Battleground Likely Voters August 7-9, 2020		Respondents
	Good	37
	Not so good	37
	Poor	21
	Excellent/Good	43
	Poor/Not so good	57
The cost of living	Excellent	2
	Good	32
	Not so good	47
	Poor	20
	Excellent/Good	34
	Poor/Not so good	66
Looking ahead to the next year, how do you feel about each of the following:		
The U.S. economy	Very confident and optimistic	17
	Somewhat confident and optimistic	26
	Somewhat worried and uncertain	29
	Very worried and uncertain	28
	Total confident/optimistic	43
	Total worried/uncertain	57
Your personal finances	Very confident and optimistic	16
	Somewhat confident and optimistic	44
	Somewhat worried and uncertain	28
	Very worried and uncertain	13
	Total confident/optimistic	60
	Total worried/uncertain	40
Your wages rising	Very confident and optimistic	11
	Somewhat confident and optimistic	33
	Somewhat worried and uncertain	34


Change Research - CNBC "State of Play" Poll Battleground Likely Voters August 7-9, 2020		Respondents
	Very worried and uncertain	22
	Total confident/optimistic	44
	Total worried/uncertain	56
Your health care costs	Very confident and optimistic	9
	Somewhat confident and optimistic	31
	Somewhat worried and uncertain	36
	Very worried and uncertain	24
	Total confident/optimistic	40
	Total worried/uncertain	60
Your own job security	Very confident and optimistic	28
	Somewhat confident and optimistic	37
	Somewhat worried and uncertain	21
	Very worried and uncertain	13
	Total confident/optimistic	66
	Total worried/uncertain	34
The unemployment rate	Very confident and optimistic	15
	Somewhat confident and optimistic	24
	Somewhat worried and uncertain	33
	Very worried and uncertain	29
	Total confident/optimistic	38
	Total worried/uncertain	62
Do you approve or disapprove of the job Donald Trump is doing handling each of the following issues:		
The coronavirus	Strongly approve	29
	Somewhat approve	15
	Somewhat disapprove	4
	Strongly disapprove	52

Change Research - CNBC "State of Play" Poll Battleground Likely Voters August 7-9, 2020		Respondents
	Total approve	44
	Total disapprove	56
The economy	Strongly approve	38
	Somewhat approve	12
	Somewhat disapprove	10
	Strongly disapprove	40
	Total approve	50
	Total disapprove	50
Helping your pocketbook	Strongly approve	32
	Somewhat approve	18
	Somewhat disapprove	11
	Strongly disapprove	39
	Total approve	50
	Total disapprove	50
The stock market	Strongly approve	33
	Somewhat approve	22
	Somewhat disapprove	14
	Strongly disapprove	31
	Total approve	55
	Total disapprove	45
Who do you think would do a better job handling each of the following: Donald Trump and Republicans - or - Joe Biden and Democrats?		
Handling the coronavirus	Trump and Republicans much more	37
	Trump and Republicans somewhat more	10
	Biden and Democrats somewhat more	8
	Biden and Democrats much more	45
	Trump & Republicans more	47
	Biden & Democrats more	53


Change Research - CNBC "State of Play" Poll Battleground Likely Voters August 7-9, 2020		Respondents
Recovering from the economic impact of coronavirus	Trump and Republicans much more	43
	Trump and Republicans somewhat more	7
	Biden and Democrats somewhat more	12
	Biden and Democrats much more	37
	Trump & Republicans more	50
	Biden & Democrats more	50
Getting people back to work	Trump and Republicans much more	45
	Trump and Republicans somewhat more	7
	Biden and Democrats somewhat more	15
	Biden and Democrats much more	33
	Trump & Republicans more	52
	Biden & Democrats more	48
Making healthcare more affordable	Trump and Republicans much more	35
	Trump and Republicans somewhat more	12
	Biden and Democrats somewhat more	13
	Biden and Democrats much more	40
	Trump & Republicans more	47
	Biden & Democrats more	53
Crime	Trump and Republicans much more	44
	Trump and Republicans somewhat more	7
	Biden and Democrats somewhat more	21
	Biden and Democrats much more	28

Change Research - CNBC "State of Play" Poll Battleground Likely Voters August 7-9, 2020		Respondents
	Trump & Republicans more	51
	Biden & Democrats more	49
Keeping communities safe	Trump and Republicans much more	43
	Trump and Republicans somewhat more	7
	Biden and Democrats somewhat more	17
	Biden and Democrats much more	32
	Trump & Republicans more	50
	Biden & Democrats more	50
Dealing with China	Trump and Republicans much more	45
	Trump and Republicans somewhat more	6
	Biden and Democrats somewhat more	15
	Biden and Democrats much more	34
	Trump & Republicans more	51
	Biden & Democrats more	49
Do you approve or disapprove of the job Governor Doug Ducey is doing handling the coronavirus?	Strongly approve	11
	Somewhat approve	29
	Somewhat disapprove	27
	Strongly disapprove	33
	Total approve	41
	Total disapprove	59
Do you approve or disapprove of the job Governor Ron DeSantis is doing handling the coronavirus?	Strongly approve	27
	Somewhat approve	15
	Somewhat disapprove	11
	Strongly disapprove	48


Change Research - CNBC "State of Play" Poll Battleground Likely Voters August 7-9, 2020		Respondents
	Total approve	42
	Total disapprove	58
Do you approve or disapprove of the job Governor Gretchen Whitmer is doing handling the coronavirus?	Strongly approve	47
	Somewhat approve	7
	Somewhat disapprove	7
	Strongly disapprove	40
	Total approve	54
	Total disapprove	46
Do you approve or disapprove of the job Governor Roy Cooper is doing handling the coronavirus?	Strongly approve	37
	Somewhat approve	18
	Somewhat disapprove	10
	Strongly disapprove	35
	Total approve	54
	Total disapprove	46
Do you approve or disapprove of the job Governor Tom Wolf is doing handling the coronavirus?	Strongly approve	36
	Somewhat approve	15
	Somewhat disapprove	9
	Strongly disapprove	40
	Total approve	51
	Total disapprove	49
Do you approve or disapprove of the job Governor Tony Evers is doing handling the coronavirus?	Strongly approve	30
	Somewhat approve	28
	Somewhat disapprove	12
	Strongly disapprove	30
	Total approve	58
	Total disapprove	42
How would you rate the response of each of the following people and groups to the coronavirus? - Anthony Fauci	Strongly approve	43
	Somewhat approve	17


Change Research - CNBC "State of Play" Poll Battleground Likely Voters August 7-9, 2020		Respondents
	Somewhat disapprove	17
	Strongly disapprove	23
	Total approve	60
	Total disapprove	40
How would you rate the response of each of the following people and groups to the coronavirus? - Schools in your area	Strongly approve	13
	Somewhat approve	42
	Somewhat disapprove	27
	Strongly disapprove	17
	Total approve	56
	Total disapprove	44
How serious are your concerns about the coronavirus disease?	Very serious concerns	49
	Somewhat serious concerns	21
	Minor concerns	21
	No concerns at all	10
	Total serious concerns	69
Thinking about the impact of the coronavirus, do you think:	Things are getting better	33
	Things are getting worse	51
	Not sure	16
Thinking about the impact of coronavirus on you and your family, are you more concerned about the impact on your family's health and safety or the impact on your family's financial situation?	My family's health and safety much more	47
	My family's health and safety somewhat more	22
	My family's financial situation somewhat more	17
	My family's financial situation much more	15
	Health & safety more	69
	Financial situation more	31
Do you personally know anyone who has been diagnosed with the coronavirus, or not? Select all that apply.	Yes, me personally	5
	Yes, a family member	21


Change Research - CNBC "State of Play" Poll Battleground Likely Voters August 7-9, 2020		Respondents
	Yes, a close friend	26
	Yes, a coworker	18
	Yes, a member of my local community	32
	None of the above	33
	Me/Know someone - TOTAL	67
Have you or someone in your household lost wages or had your salary cut as a result of the coronavirus outbreak? Select all that apply.	Yes, me personally	28
	Yes, someone in my household	29
	No	50
	Me/Household Lost Wages-TOTAL	50
[IF YES HOUSEHOLD LOST WAGES] Are you or someone in your household currently experiencing lost wages or a salary cut as a result of the coronavirus outbreak? Select all that apply.	Yes, me personally	40
	Yes, someone in my household	41
	No	28
% of total LV	Me/Household Lost Wages - CURRENT	31
	No Household Wage Loss - CURRENT	69
Have you or someone in your household lost your job or been furloughed as a result of the coronavirus outbreak? Select all that apply.	Yes, me personally	18
	Yes, someone in my household	22
	No	63
	Me/Household Lost Job - TOTAL	37
[IF YES HOUSEHOLD LOST JOB] Are you or someone in your household currently experiencing a lost job or furlough as a result of the coronavirus outbreak? Select all that apply.	Yes, me personally	33
	Yes, someone in my household	42
	No	32
% of total LV	Me/Household Lost Job - CURRENT	22


Change Research - CNBC "State of Play" Poll Battleground Likely Voters August 7-9, 2020		Respondents
	No Household Job Loss - CURRENT	78
Is {STATE} reopening too quickly, not quickly enough, or at the right pace?	Too quickly	37
	Not quickly enough	37
	At the right pace	25
What steps are you currently taking in response to the coronavirus? Select all that apply.	Taking precautions like handwashing	88
	Wearing a face mask in public	82
	Engaging in "social distancing"	79
	Avoiding crowds	77
	Purchasing medical supplies (medicine, sanitizer, masks)	55
	Not going to restaurants and bars	55
	Sheltering at home	45
	Working from home	26
	Making long-term plans to deal with closed schools, daycares, and workplaces	24
Thinking about the impact of the coronavirus, are you currently experiencing any of the following? Select all that apply.	Low inventory at stores and online	69
	Increased prices for supplies at stores and online	66
	Spent money I was saving	40
	Receiving a discount or rebate on your car insurance	36
	School closures	25
	Fewer hours at work	18
	Gone into debt	14
	Receiving unemployment benefits	10
	Unable to pay rent or a mortgage payment	6
	Quit a job or working fewer hours due to school closures	5
In your opinion, are the following activities safe at this stage of the coronavirus outbreak?		
Letting students return to school	Safe	36
	Unsafe	50

Change Research - CNBC "State of Play" Poll Battleground Likely Voters August 7-9, 2020		Respondents
	Not sure	13
Children going to daycare	Safe	34
	Unsafe	48
	Not sure	18
Go to work at your workplace	Safe	52
	Unsafe	28
	Not sure	20
Go to a public beach	Safe	55
	Unsafe	29
	Not sure	17
Go to a hair or nail salon	Safe	53
	Unsafe	31
	Not sure	15
Go to a bar	Safe	27
	Unsafe	62
	Not sure	11
Dine-in at a restaurant	Safe	44
	Unsafe	42
	Not sure	14
Go shopping	Safe	61
	Unsafe	23
	Not sure	16
Use public transportation like a bus or train	Safe	26
	Unsafe	52
	Not sure	21
Take a flight	Safe	31
	Unsafe	52
	Not sure	16
Stay in a hotel	Safe	48
	Unsafe	30
	Not sure	22

Change Research - CNBC "State of Play" Poll Battleground Likely Voters August 7-9, 2020		Respondents
Thinking about the election in November, are you more likely to:	Vote by mail	38
	Vote in person before Election Day	22
	Vote in person on Election Day	36
	Not sure	4
Due to the coronavirus, many states are expanding access to mail-in ballots for the upcoming election. How confident are you that: - Your ballot will be secure and your vote will be counted if you vote by mail.	Very confident	35
	Somewhat confident	15
	Not too confident	15
	Not confident at all	36
	Total confident	50
Due to the coronavirus, many states are expanding access to mail-in ballots for the upcoming election. How confident are you that: - It will be safe for everyone who wants to vote to vote in-person on Election Day.	Very confident	47
	Somewhat confident	16
	Not too confident	20
	Not confident at all	17
	Total confident	62
For statistical purposes, what is your annual household income?	Under \$20,000	6
	\$20,000 to \$34,999	13
	\$35,000 to \$49,999	14
	\$50,000 to \$74,999	19
	\$75,000 to \$99,999	14
	\$100,000 to \$124,999	12
	\$125,000 or more	12
	Prefer not to say	11
How often do you think about what is going on with the stock market indexes, like the Dow Jones or S&P 500?	Multiple times a day	7
	Once a day	13
	A couple times a week	19
	Once a week	12
	Once a month	11
	A couple times a year	7
	Once a year	1

Change Research - CNBC "State of Play" Poll Battleground Likely Voters August 7-9, 2020		Respondents
	Almost never	29
Would you describe yourself as:	Progressive	15
	Liberal	17
	Moderate	32
	Conservative	36
trump_job	Approve of Trump	46
	Disapprove of Trump	54
white_nonwhite	Non-white	25
	White	75
age_custom	18 to 29	13
	30 to 39	11
	40 to 49	18
	50 to 64	31
	65 or older	27
state_type	Rust Belt states	45
	Sunbelt states	55
cdc_county_urbanicity	large central metro	25
	large fringe metro	20
	medium metro	29
	micropolitan metro	8
	noncore	4
	small metro	13
greatdata_zip_urbanicity	R	36
	S	43
	U	21
Gender	Male	45
	Female	55
Age Range	18 to 34	19
	35 to 49	23
	50 to 64	31
	65 or older	27

Change Research - CNBC "State of Play" Poll Battleground Likely Voters August 7-9, 2020		Respondents
Ethnicity	American Indian or Alaska Native	1
	Asian / Pacific Islander	2
	Black or African American	12
	Hispanic or Latino/a	9
	Other	2
	White / Caucasian	75
Educational Attainment	High school diploma or less	28
	Some college, but no degree	20
	Associate's degree, or two-year college degree	10
	Bachelor's degree, or four-year college degree	26
	Graduate degree	16
State	AZ	8
	FL	30
	MI	15
	NC	16
	PA	21
	WI	10
7 Pt Party ID	Strong Democrat	30
	Weak Democrat	8
	Ind Democrats	9
	Independents	10
	Ind Republicans	10
	Weak Republican	7
	Strong Republican	27
Party ID	Democrat	38
	Independent+Leaners	28
	Republican	34
Allocated PID	Strong + Weak + Indep Dems	46
	Independents	10
	Strong + Weak + Indep Repubs	44
In the November 2016 election, did you vote for:	Donald Trump, the Republican	43
	Hillary Clinton, the Democrat	43

Change Research - CNBC "State of Play" Poll Battleground Likely Voters August 7-9, 2020		Respondents
	Gary Johnson, the Libertarian	3
	Jill Stein, the Green Party	1
	Did not vote	11
Were you able to vote in the 2018 election for U.S. Congress, or for some reason were you unable to vote?	Voted	84
	Did not vote	12
	Not registered/Ineligible/Too young	4