

<p>Change Research - CNBC "State of Play" Poll National Likely Voters July 10-12, 2020</p>		<p>Total Likely Voters</p>
<p>Sample Size (Weighted)</p>	<p>MOE: ±2.76%</p>	<p>1258</p>
<p>Total Biden v. Trump Ballot</p>	<p>Joe Biden, the Democrat</p>	<p>51</p>
	<p>Donald Trump, the Republican</p>	<p>41</p>
	<p>Jo Jorgensen, the Libertarian</p>	<p>3</p>
	<p>Howie Hawkins, the Green Party</p>	<p>2</p>
	<p>Not sure</p>	<p>2</p>
	<p>Would not vote</p>	<p>0</p>
	<p>Biden - Trump</p>	<p>10</p>
<p>How favorable are your feelings about each of the following people and organizations?</p>		
	<p>Donald Trump</p>	
	<p>Very favorable</p>	<p>34</p>
	<p>Somewhat favorable</p>	<p>7</p>
	<p>Neutral</p>	<p>3</p>
	<p>Somewhat unfavorable</p>	<p>2</p>
	<p>Very unfavorable</p>	<p>54</p>
	<p>Never heard of them</p>	<p>1</p>
	<p>Total Favorable</p>	<p>41</p>
	<p>Total Unfavorable</p>	<p>56</p>
	<p>Net Favorable</p>	<p>-15</p>
	<p>Joe Biden</p>	
	<p>Very favorable</p>	<p>22</p>
	<p>Somewhat favorable</p>	<p>21</p>
	<p>Neutral</p>	<p>8</p>
	<p>Somewhat unfavorable</p>	<p>8</p>
	<p>Very unfavorable</p>	<p>42</p>
	<p>Never heard of them</p>	<p>0</p>
	<p>Total Favorable</p>	<p>42</p>
	<p>Total Unfavorable</p>	<p>50</p>
	<p>Net Favorable</p>	<p>-7</p>
	<p>The Democratic Party</p>	
	<p>Very favorable</p>	<p>18</p>
	<p>Somewhat favorable</p>	<p>22</p>
	<p>Neutral</p>	<p>9</p>
	<p>Somewhat unfavorable</p>	<p>9</p>
	<p>Very unfavorable</p>	<p>41</p>

Change Research - CNBC "State of Play" Poll
National Likely Voters
July 10-12, 2020



Total Likely Voters

	Never heard of them	0
	Total Favorable	40
	Total Unfavorable	50
	Net Favorable	-10
The Republican Party	Very favorable	21
	Somewhat favorable	17
	Neutral	8
	Somewhat unfavorable	7
	Very unfavorable	46
	Never heard of them	1
	Total Favorable	38
	Total Unfavorable	53
	Net Favorable	-15
Socialism	Very favorable	11
	Somewhat favorable	18
	Neutral	17
	Somewhat unfavorable	7
	Very unfavorable	47
	Never heard of them	1
	Total Favorable	29
	Total Unfavorable	54
	Net Favorable	-25
Capitalism	Very favorable	36
	Somewhat favorable	18
	Neutral	17
	Somewhat unfavorable	14
	Very unfavorable	13
	Never heard of them	1
	Total Favorable	55
	Total Unfavorable	27
	Net Favorable	28
In general, how would you rate the job that Donald Trump is doing as President?	Strongly approve	34

<p>Change Research - CNBC "State of Play" Poll National Likely Voters July 10-12, 2020</p>		<p>Total Likely Voters</p>
	Somewhat approve	9
	Somewhat disapprove	4
	Strongly disapprove	53
	Approve of Trump	43
	Disapprove of Trump	57
<p>Which THREE of the following are the most important issues facing the country:</p>	<p>The economy, jobs and cost of living</p>	<p>49</p>
	COVID-19	45
	Health care and drug costs	38
	Racism and discrimination	33
	National security	24
	Climate change and the environment	21
	Immigration	19
	Education	18
	Medicare and Social Security	14
	Infrastructure	11
	The budget	10
	Guns	10
	Taxes	9
<p>How would you rate the current state of:</p>		
<p>The U.S. economy</p>	<p>Excellent</p>	<p>5</p>
	Good	32
	Not so good	35
	Poor	28
	Excellent/Good	37
	Poor/Not so good	63
<p>Your personal finances</p>	<p>Excellent</p>	<p>10</p>
	Good	55
	Not so good	24
	Poor	10
	Excellent/Good	66
	Poor/Not so good	34
<p>The stock market</p>	<p>Excellent</p>	<p>8</p>

Change Research - CNBC "State of Play" Poll
National Likely Voters
July 10-12, 2020




Total Likely Voters

	Good	50
	Not so good	33
	Poor	9
	Excellent/Good	58
	Poor/Not so good	42
Your savings	Excellent	9
	Good	44
	Not so good	30
	Poor	17
	Excellent/Good	53
	Poor/Not so good	47
The U.S. job market	Excellent	4
	Good	32
	Not so good	41
	Poor	23
	Excellent/Good	36
	Poor/Not so good	64
Your own job security	Excellent	25
	Good	46
	Not so good	16
	Poor	13
	Excellent/Good	71
	Poor/Not so good	29
Your health care costs	Excellent	5
	Good	37
	Not so good	31
	Poor	27
	Excellent/Good	42
	Poor/Not so good	58
Your freedom to move around	Excellent	20
	Good	35


<p>Change Research - CNBC "State of Play" Poll National Likely Voters July 10-12, 2020</p>		<p>Total Likely Voters</p>
	Not so good	28
	Poor	17
	Excellent/Good	55
	Poor/Not so good	45
The federal debt	Excellent	0
	Good	7
	Not so good	37
	Poor	55
	Excellent/Good	8
	Poor/Not so good	92
Looking ahead to the next year, how do you feel about each of the following:		
The U.S. economy	Very confident and optimistic	15
	Somewhat confident and optimistic	25
	Somewhat worried and uncertain	29
	Very worried and uncertain	31
	Confident/Optimistic	40
	Worried/Uncertain	60
Your personal finances	Very confident and optimistic	13
	Somewhat confident and optimistic	43
	Somewhat worried and uncertain	29
	Very worried and uncertain	15
	Confident/Optimistic	56
	Worried/Uncertain	44
Your wages rising	Very confident and optimistic	11
	Somewhat confident and optimistic	33
	Somewhat worried and uncertain	31
	Very worried and uncertain	25


<p>Change Research - CNBC "State of Play" Poll National Likely Voters July 10-12, 2020</p>		<p>Total Likely Voters</p>
	Confident/Optimistic	44
	Worried/Uncertain	56
Your healthcare costs	Very confident and optimistic	10
	Somewhat confident and optimistic	29
	Somewhat worried and uncertain	34
	Very worried and uncertain	27
	Confident/Optimistic	39
	Worried/Uncertain	61
Your own job security	Very confident and optimistic	28
	Somewhat confident and optimistic	39
	Somewhat worried and uncertain	18
	Very worried and uncertain	16
	Confident/Optimistic	66
	Worried/Uncertain	34
The unemployment rate	Very confident and optimistic	14
	Somewhat confident and optimistic	23
	Somewhat worried and uncertain	29
	Very worried and uncertain	33
	Confident/Optimistic	38
	Worried/Uncertain	62
Do you approve or disapprove of the job Donald Trump is doing handling each of the following issues:		
The coronavirus	Strongly approve	26
	Somewhat approve	16
	Somewhat disapprove	4
	Strongly disapprove	55
	Total approve	41


<p>Change Research - CNBC "State of Play" Poll National Likely Voters July 10-12, 2020</p>		<p>Total Likely Voters</p>
	Total disapprove	59
The economy	Strongly approve	35
	Somewhat approve	11
	Somewhat disapprove	10
	Strongly disapprove	44
	Total approve	46
	Total disapprove	54
Helping your pocketbook	Strongly approve	26
	Somewhat approve	20
	Somewhat disapprove	12
	Strongly disapprove	42
	Total approve	46
	Total disapprove	54
The stock market	Strongly approve	30
	Somewhat approve	20
	Somewhat disapprove	16
	Strongly disapprove	34
	Total approve	50
	Total disapprove	50
Immigration	Strongly approve	33
	Somewhat approve	11
	Somewhat disapprove	5
	Strongly disapprove	52
	Total approve	43
	Total disapprove	57
Ensuring economic relief for COVID-19 goes to those who need it most, rather than the wealthy and well-connected	Strongly approve	29
	Somewhat approve	16
	Somewhat disapprove	7
	Strongly disapprove	47
	Total approve	45

<p>Change Research - CNBC "State of Play" Poll National Likely Voters July 10-12, 2020</p>		<p>Total Likely Voters</p>
	Total disapprove	55
Making America respected around the globe	Strongly approve	33
	Somewhat approve	11
	Somewhat disapprove	3
	Strongly disapprove	52
	Total approve	45
	Total disapprove	55
Who do you think would do a better job handling each of the following: Donald Trump and Republicans - or - Joe Biden and Democrats?		
Handling the coronavirus	Trump and Republicans much more	34
	Trump and Republicans somewhat more	10
	Biden and Democrats somewhat more	12
	Biden and Democrats much more	43
	Trump/Republicans	44
	Biden/Democrats	56
The economy	Trump and Republicans much more	41
	Trump and Republicans somewhat more	7
	Biden and Democrats somewhat more	22
	Biden and Democrats much more	31
	Trump/Republicans	48
	Biden/Democrats	52
Putting the middle class first	Trump and Republicans much more	36
	Trump and Republicans somewhat more	8
	Biden and Democrats somewhat more	20

<p>Change Research - CNBC "State of Play" Poll National Likely Voters July 10-12, 2020</p>		<p>Total Likely Voters</p>
	Biden and Democrats much more	35
	Trump/Republicans	45
	Biden/Democrats	55
Making health care more affordable	Trump and Republicans much more	32
	Trump and Republicans somewhat more	11
	Biden and Democrats somewhat more	20
	Biden and Democrats much more	38
	Trump/Republicans	43
	Biden/Democrats	57
How serious are your concerns about the coronavirus disease?	Very serious concerns	52
	Somewhat serious concerns	21
	Minor concerns	18
	No concerns at all	9
	Total serious concerns	73
Thinking about the impact of the coronavirus, do you think:	Things are getting better	29
	Things are getting worse	59
	Not sure	12
Thinking about the impact of coronavirus on you and your family, are you more concerned about the impact on your family's health and safety or the impact on your family's financial situation?	My family's health and safety much more	48
	My family's health and safety somewhat more	25
	My family's financial situation somewhat more	14
	My family's financial situation much more	14
	Total health/safety	73
	Total financial	27


<p>Change Research - CNBC "State of Play" Poll National Likely Voters July 10-12, 2020</p>		<p>Total Likely Voters</p>
<p>Do you personally know anyone who has been diagnosed with the coronavirus, or not? Select all that apply.</p>	<p>Yes, me personally</p>	<p>4</p>
	<p>Yes, a family member</p>	<p>19</p>
	<p>Yes, a close friend</p>	<p>22</p>
	<p>Yes, a coworker</p>	<p>15</p>
	<p>Yes, a member of my local community</p>	<p>32</p>
	<p>None of the above</p>	<p>38</p>
<p>Have you or someone in your household lost wages or had your salary cut as a result of the coronavirus outbreak? Select all that apply.</p>	<p>Yes, me personally</p>	<p>26</p>
	<p>Yes, someone in my household</p>	<p>31</p>
	<p>Me/Household Lost Wages - TOTAL</p>	<p>47</p>
	<p>No Household Wage Loss - TOTAL</p>	<p>53</p>
<p>[IF YES ME/HOUSEHOLD LOST WAGES] Are you or someone in your household currently experiencing lost wages or a salary cut as a result of the coronavirus outbreak? Select all that apply.</p>	<p>Yes, me personally</p>	<p>39</p>
	<p>Yes, someone in my household</p>	<p>43</p>
	<p>No</p>	<p>24</p>
<p>[% of TOTAL LV]</p>	<p>Me/Household Lost Wages - CURRENT</p>	<p>34</p>
	<p>No Household Wage Loss - CURRENT</p>	<p>66</p>
<p>Have you or someone in your household lost your job or been furloughed as a result of the coronavirus outbreak? Select all that apply.</p>	<p>Yes, me personally</p>	<p>17</p>
	<p>Yes, someone in my household</p>	<p>25</p>
	<p>Me/Household Lost Job - TOTAL</p>	<p>35</p>
	<p>No Household Job Loss - TOTAL</p>	<p>65</p>
<p>[IF YES ME/HOUSEHOLD LOST JOB] Are you or someone in your household currently experiencing a lost job or furlough as a result of the coronavirus outbreak? Select all that apply.</p>	<p>Yes, me personally</p>	<p>33</p>
	<p>Yes, someone in my household</p>	<p>46</p>
	<p>No</p>	<p>28</p>

<p>Change Research - CNBC "State of Play" Poll National Likely Voters July 10-12, 2020</p>		<p>Total Likely Voters</p>
[% of TOTAL LV]	Me/Household Lost Job - CURRENT	24
	No Household Job Loss - CURRENT	76
Is your state reopening too quickly, not quickly enough, or at the right pace?	Too quickly	39
	Not quickly enough	26
	At the right pace	34
What steps are you currently taking in response to the coronavirus? Select all that apply.	Taking precautions like handwashing	89
	Engaging in "social distancing"	82
	Avoiding crowds	80
	Wearing a face mask in public	80
	Not going to restaurants and bars	63
	Purchasing medical supplies (medicine, sanitizer, masks)	58
	Sheltering at home	53
	Working from home	27
	Making long-term plans to deal with closed schools, daycares, and workplaces	25
In your opinion, are the following activities safe at this stage of the coronavirus outbreak?		
Go to work at your workplace	Safe	47
	Unsafe	29
	Not sure	24
Go to a public beach	Safe	44
	Unsafe	40
	Not sure	16
Go to a hair or nail salon	Safe	45
	Unsafe	38
	Not sure	17
Go to a bar	Safe	21
	Unsafe	66
	Not sure	13

<p>Change Research - CNBC "State of Play" Poll National Likely Voters July 10-12, 2020</p>		<p>Total Likely Voters</p>
Dine-in at a restaurant	Safe	35
	Unsafe	50
	Not sure	15
Go shopping	Safe	54
	Unsafe	29
	Not sure	17
Use public transportation like a bus or train	Safe	22
	Unsafe	58
	Not sure	20
Take a flight	Safe	23
	Unsafe	59
	Not sure	18
Stay in a hotel	Safe	42
	Unsafe	32
	Not sure	26
Take a rideshare like Uber or Lyft	Safe	27
	Unsafe	46
	Not sure	27
Go to a movie theater	Safe	23
	Unsafe	63
	Not sure	14
Attend an indoor campaign rally	Safe	25
	Unsafe	63
	Not sure	12
<p>In April, the Coronavirus Aid, Relief and Economic Security Act provided a cash payment of up to \$1,200 to individuals making less than \$99,00 a year (or up to \$2,400 for married couples making less than \$198,000) and an additional \$500 per child for parents. Do you support or oppose an additional round of direct payments to qualifying individuals to help deal with the economic impact of COVID-19?</p>		
	Strongly support	58
	Somewhat support	23
	Somewhat oppose	8
	Strongly oppose	8
	Not sure	3

<p style="text-align: center;">Change Research - CNBC "State of Play" Poll National Likely Voters July 10-12, 2020</p>		<p style="text-align: center;">Total Likely Voters</p>
	Total support	81
	Total oppose	16
How many children under the age of 18 do you have that live at home with you?	None	73
	1	12
	2	9
	3	4
	4	1
	5 or more	1
For statistical purposes, what is your annual household income?	Under \$20,000	6
	\$20,000 to \$34,999	15
	\$35,000 to \$49,999	16
	\$50,000 to \$74,999	21
	\$75,000 to \$99,999	15
	\$100,000 to \$124,999	8
	\$125,000 or more	11
	Prefer not to say	8
How often do you think about what is going on with the stock market indexes, like the Dow Jones or S&P 500?	Multiple times a day	8
	Once a day	11
	A couple times a week	21
	Once a week	13
	Once a month	10
	A couple times a year	7
	Once a year	1
	Almost never	29
Would you describe yourself as:	Progressive	19
	Liberal	17
	Moderate	25
	Conservative	40
Region	Midwest	23
	Northeast	19
	South	36
	West	22

<p style="text-align: center;">Change Research - CNBC "State of Play" Poll National Likely Voters July 10-12, 2020</p>		<p style="text-align: center;">Total Likely Voters</p>
CDC Urbanacity	Large Central Metro	28
	Large Fringe Metro	25
	Medium Metro	22
	Small Metro	9
	Micropolitan Metro	11
	Non-Core	5
	Rural	28
	Suburban	39
	Urban	33
Gender	Male	45
	Female	55
Age Range	18 to 34	22
	35 to 49	23
	50 to 64	30
	65 or older	25
	18 to 29	14
	30 to 39	15
	40 to 49	16
	50 to 64	30
	65 or older	25
Ethnicity	White / Caucasian	72
	Black or African American	12
	Hispanic or Latino/a	11
	Asian / Pacific Islander	3
	American Indian or Alaska Native	0
	Other (specified)	2
	Non-white	28
Educational Attainment	High school diploma or less	29
	Some college, but no degree	19
	Associate's degree, or two-year college degree	8
	Bachelor's degree, or four-year college degree	27
	Graduate degree	17

<p>Change Research - CNBC "State of Play" Poll National Likely Voters July 10-12, 2020</p>		<p>Total Likely Voters</p>
<p>7 Pt Party ID</p>	<p>Strong Democrat Weak Democrat Ind Democrats Independents Ind Republicans Weak Republican Strong Republican</p>	<p>26 8 12 11 8 6 28</p>
<p>Party ID</p>	<p>Democrat Independent/Other Republican</p>	<p>35 31 34</p>
<p>Allocated PID</p>	<p>Strong + Weak + Indep Dems Independents Strong + Weak + Indep Repubs</p>	<p>47 11 42</p>
<p>Do you plan to vote in the November election for President and other state and local offices?</p>	<p>Yes, definitely Yes, probably Maybe (50-50) No, probably not No, definitely not</p>	<p>96 2 1 0 0</p>
<p>In the November 2016 election, did you vote for:</p>	<p>Hillary Clinton, the Democrat Donald Trump, the Republican Did not vote Gary Johnson, the Libertarian Jill Stein, the Green Party</p>	<p>44 40 11 3 1</p>
<p>Were you able to vote in the 2018 election for U.S. Congress, or for some reason were you unable to vote?</p>	<p>Voted Did not vote Not registered/Ineligible/Too young</p>	<p>83 15 2</p>